


Android User Interface
Introduction to Android Smartphone Programming

University of Freiburg

Matthias Keil
Institute for Computer Science
Faculty of Engineering
University of Freiburg
26. Oktober 2012





Notizen

Outline

University of Freiburg

- 1 Android User Interface
- 2 Multi-Language Support
- 3 Summary

Matthias Keil Android User Interface 26. Oktober 2012 2 / 19

Notizen



Android User Interface
From activity to widgets

University of Freiburg

Activity Application component that provides a screen [1].
User interface of an activity is build using View and ViewGroup objects [5].

View Basis unit for user interface, base for subclasses called *widgets*.

ViewGroup Base for subclasses called *layouts*.

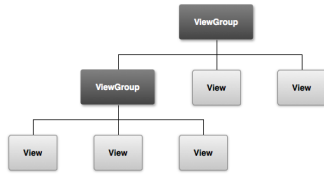



Matthias Keil Android User Interface 26. Oktober 2012 3 / 19

Notizen

Android User Interface

View Hierarchy
University of Freiburg



Android View Hierarchy containing ViewGroup objects as nodes and View objects as leafs.



Notizen

Android User Interface

Layout
University of Freiburg



- Can be defined in an **XML** layout file [7].
- Similar to HTML layout development.
- Each element is a View or ViewGroup object or a subclass of these.
- ViewGroup objects contain more Views or ViewGroup objects.



Notizen

Android User Interface

Example XML layout
University of Freiburg



```
1 <?xml version="1.0" encoding="utf-8"?>
2 <LinearLayout xmlns:android="http://schemas.
  android.com/apk/res/android"
3   android:layout_width="fill_parent"
4   android:layout_height="fill_parent"
5   android:orientation="vertical" >
6   <TextView android:id="@+id/text"
7     android:layout_width="wrap_content"
8     android:layout_height="wrap_content"
9     android:text="Hello, World" />
10  <Button android:id="@+id/button"
11    android:layout_width="wrap_content"
12    android:layout_height="wrap_content"
13    android:text="Hello, World" />
14 </LinearLayout>
```



Notizen

Android User Interface

Widget
University of Freiburg



- Subclass of View.
- Serves as interaction interface with user.
- Many fully implemented widgets available.
 - Examples: *Button*, *Checkbox*, *EditText* and many more.
 - Advanced Example *WebView*: Displays web pages and can use JavaScript [6].
- Own implementation enables full customization of behavior.



Matthias Keil

Android User Interface

26. Oktober 2012

7 / 19

Notizen

Android User Interface

Input Events
University of Freiburg



- Many ways to intercept events from user interaction.
- Approach for user interface events: Capture events from View objects the user interacts with [2].
- Two ways of implementation:
 - Overwrite existing callback method.
 - Define own event listener.
- Mostly used: Defining event listeners.



Matthias Keil

Android User Interface

26. Oktober 2012

8 / 19

Notizen

Android User Interface

Example: Overwriting Callback Method
University of Freiburg



```
1 public class MyActivity extends Activity {  
2     ...  
3     @Override  
4     public boolean onKeyDown (int keyCode ,  
5         KeyEvent event) {  
6         // Do something.  
7     }  
7 }
```



Matthias Keil

Android User Interface

26. Oktober 2012

9 / 19

Notizen



```
1 public class MyActivity extends Activity {
2     private OnClickListener myListener = new
      OnClickListener() {
3         public void onClick(View v) {
4             // Do something.
5         }
6     };
7
8     public void onCreate(Bundle state) {
9         ...
10        Button button = (Button)findViewById(R.id.
      myButton);
11        button.setOnClickListener(myListener);
12        ...
13    }
14 }
```



Notizen



- Intent** Message to communicate between components. [3].
Can connect components in the same or in different applications.
Starts activities, background processes or notifies broadcast receivers.
- Broadcast Receiver** Can be registered to receive certain intents.
Example: Intent sent from system indicates incoming call and application stops playing music.



Notizen



- Intent starts activity by specifying what action should be performed.
 - Note: Activity only implicitly given though action.
- ```
1 Intent intent = new Intent(Intent.ACTION_DIAL,
 Uri.parse("tel:5905-5635"));
2 startActivity(intent);
```



Notizen

---

---

---

---

---

---

---

---

## Android User Interface

Example: Broadcast receiver to react to phone calls  
University of Freiburg



- Step 1: Create broadcast receiver as a new class.

```
1 public class MyPhoneReceiver extends
 BroadcastReceiver {
2 @Override
3 public void onReceive(Context context, Intent
 intent) {
4 // Do something.
5 }
6 }
```



Notizen

---

---

---

---

---

---

---

---

## Android User Interface

Example: Broadcast receiver to react to phone calls  
University of Freiburg



- Step 2: Extend *AndroidManifest.xml* to register broadcast receiver to intents.

```
1 <application ... >
2 <receiver android:name="MyPhoneReceiver" >
3 <intent-filter>
4 <action android:name="android.intent.
 action.PHONE_STATE" >
5 </action>
6 </intent-filter>
7 </receiver>
8 </application>
```



Notizen

---

---

---

---

---

---

---

---

## Multi-Language Support

Overview  
University of Freiburg



- Done though localization: Switch language according to locale settings of the device [4].
- Helps reaching more users.
- Easy though separation of string resources and application code.
- Refer to string names in code and define strings in resource files.



Notizen

---

---

---

---

---

---

---

---

## Multi-Language Support

Resources  
University of Freiburg



- Default resources in `res/values/strings.xml` provides all strings used.
- Special language resource files like e.g. `res/values-de/strings.xml` provides adjusted strings.
- If no special resource file exists, default is used.



Matthias Keil

Android User Interface

26. Oktober 2012

16 / 19

Notizen

---

---

---

---

---

---

---

---

## Multi-Language Support

Example  
University of Freiburg



- In Activity

```
1 tv = new TextView(this);
2 tv.setText(R.string.example);
```
- In `res/values/strings.xml`

```
1 <string name="example">Example</string>
```
- In `res/values-de/strings.xml`

```
1 <string name="example">Beispiel</string>
```



Matthias Keil

Android User Interface

26. Oktober 2012

17 / 19

Notizen

---

---

---

---

---

---

---

---

## Summary

University of Freiburg



- User interfaces of activities are build through *View* and *ViewGroup* objects.
- *ViewGroup* subclasses are *layouts* that group other *ViewGroup* or *View* objects.
- *View* subclasses are *widgets* for user interaction like button, checkbox and so on.
- Enabling user interaction is implemented by *capturing input events*.
- *Intents* are messages and can be received through broadcast receivers.
- Multi-language support is implemented through *resource files* for strings.



Matthias Keil

Android User Interface

26. Oktober 2012

18 / 19

Notizen

---

---

---

---

---

---








---

---

# Bibliography

University of Freiburg



-  ANDROID DEVELOPERS.  
Activities.  
<http://developer.android.com/guide/topics/fundamentals/activities.html>.
-  ANDROID DEVELOPERS.  
Input Events.  
<http://developer.android.com/guide/topics/ui/ui-events.html>.
-  ANDROID DEVELOPERS.  
Intents and Intent Filters.  
<http://developer.android.com/guide/topics/intents/intents-filters.html>.
-  ANDROID DEVELOPERS.  
Localization.  
<http://developer.android.com/guide/topics/resources/localization.html>.
-  ANDROID DEVELOPERS.  
User Interface.  
<http://developer.android.com/guide/topics/ui/index.html>.
-  ANDROID DEVELOPERS.  
WebView.  
<http://developer.android.com/reference/android/webkit/WebView.html>.
-  ANDROID DEVELOPERS.  
XML Layouts.  
<http://developer.android.com/guide/topics/ui/declaring-layout.html>.



## Notizen

---

---

---

---

---

---

---

---

## Notizen

---

---

---

---

---

---

---

---

## Notizen

---

---

---

---

---

---

---

---