

Softwaretechnik

Lecture 02: Processes

Peter Thiemann

University of Freiburg, Germany

SS 2012

Terms

Software ▶ organized collections of computer data and instructions
▶ *disembodied information machines* (D. Gelernter, Mirror Worlds)

Program ▶ solves isolated task
▶ developed by a single person

SW System ▶ multiple components
▶ developed by team

Programming in the Small

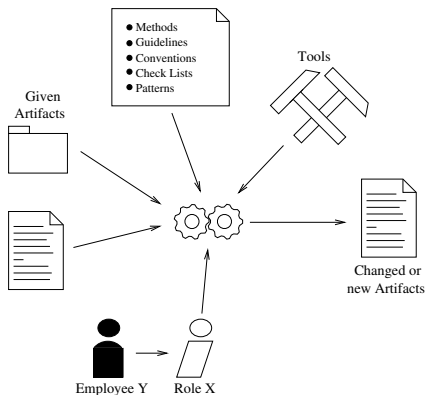
- ▶ development of a program or a component
- ▶ algorithmic aspects (sometimes)
- ▶ procedure:
 - ▶ **“stepwise refinement”** (N. Wirth),
 - ▶ **“structured programming”** (E. Dijkstra)
 - ▶ “structured control flow”
(if-then-else, for, while, . . . ; no goto)
 - ▶ procedural decomposition, top-down
 - ▶ flat monolithic structure

Programming in the Large

- ▶ development of a **software system**:
 - ▶ **long life span**
 - ▶ **high probability of changes**
(due to aging)
- ▶ **requirements** at first **fuzzy**
 - ▶ communication problem user ↔ developer
 - ▶ understanding the problem
- ▶ **decomposition in components**
(for programming in the small)
- ▶ **information hiding** (D.L. Parnas)
- ▶ promising approach:
object-oriented analysis and design

Process Models

- ▶ process model: structured network of activities and artifacts
- ▶ an activity transforms artifacts



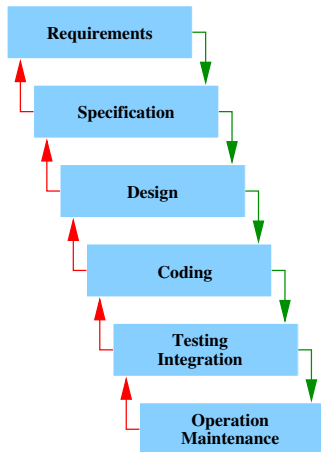
Phases

- ▶ Phases provide structure of process model
- ▶ Description of a phase
 - ▶ goals
 - ▶ activities
 - ▶ roles
 - ▶ required/new artifacts
 - ▶ patterns, guidelines, and conventions

Desiderata for Process Models

- ▶ the fewer phases, artifacts, roles, the better
- ▶ artifacts should cover standard case
- ▶ tool support
- ▶ quality assurance for each artifact
- ▶ traceability

The Classic: Waterfall Model



- ▶ early error correction is cheaper (e.g. after analysis phase 100 times cheaper than after deployment)
- ▶ hence, after every phase: check of previous phases
- ▶ potentially return to previous phase
- ▶ phases may overlap

Requirements Analysis

tractability

cost analysis

result:

decision on continuation of project

documents: (*artifacts*)

- ▶ **requirement specification** (Lastenheft)
- ▶ **cost estimation**
- ▶ **project plan**

Definition / Specification

starting point:

vague, incomplete, inconsistent requirements

result:

complete, consistent, unequivocal, accomplishable requirements

documents:

- ▶ **system specification** (Pflichtenheft)
- ▶ **product model** (e.g. OOA)
- ▶ **GUI model**
- ▶ **user manual**

- ▶ only **external behavior** of system
- ▶ **analysis of requirements**
- ▶ results in **system specification**
 - ▶ fixes the scope of the product
 - ▶ serves as basis for **contract** between customer and contractor
 - ▶ basis for **final acceptance**
 - ▶ contains
 - ▶ functionality
 - ▶ user interface
 - ▶ interfaces to other systems
 - ▶ performance (response time, space usage)
 - ▶ required hard and software
 - ▶ guidelines for documentation
 - ▶ time scheduling

Design

starting point: system specification / product model

- ▶ decomposition in components / subsystems
- ▶ fixes external behavior / interfaces of each component

result: **software architecture** (with specification of components)

Implementation and Testing

- ▶ translation of component specification to programming language
- ▶ compilation to machine language
- ▶ module testing

result: programmed system and testing protocols

Integration, system test, and deployment

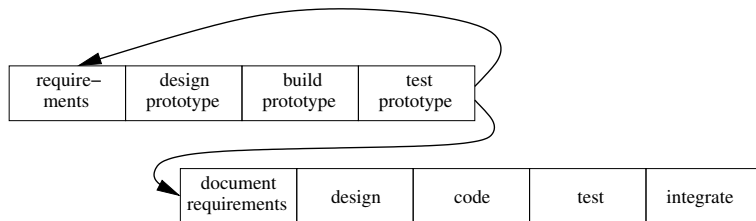
- ▶ integration:
 - ▶ stepwise addition of single components
 - ▶ tested with data fixed in advance
(functional requirements only)
 - ▶ system test:
 - ▶ check of entire system (incl. hardware)
 - ▶ check of non-functional requirements
(performance, GUI)
 - ▶ deployment:
 - ▶ transfer of software system in its working environment
- result: deployed product, protocol of final acceptance

Maintenance

- ▶ bug fixes
- ▶ changes due to changes in requirements (incl. extensions)
 result: maintained product

Prototyping Model

Lifecycle



Prototyping - Overview

Advantages:

- ▶ understanding the requirements for the user interface
- ▶ improves understanding between developer and client
- ▶ early testing of feasibility, usefulness, performance, etc.

Problems:

- ▶ users treat the prototype as the solution
- ▶ prototype is only a partial specification
- ▶ significant user involvement

Phased Models

Evolutionary Development

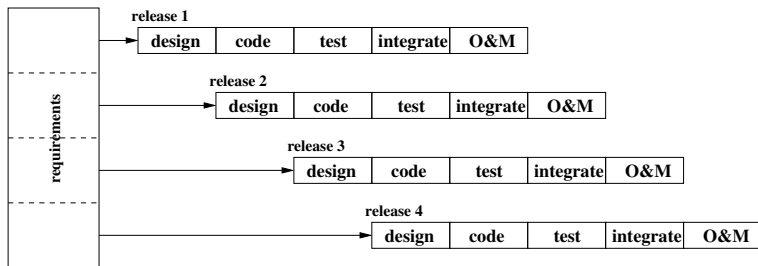
1. model **core requirements**
2. design and implement
3. deploy
4. feedback from customer
5. revise/extend requirements
6. revise/extend design
7. revise/extend implementation
8. iterate from 3 until all requirements met

Incremental Development

1. model **all requirements**
2. design and implement **only core requirements**
3. deploy
4. feedback from customer
5. revise requirements
6. design further requirements
7. implement further requirements
8. iterate from 3 until all requirements met

Incremental Development

(each iteration adds more functionality)



Evolutionary Development

(each iteration incorporates new requirements)


version 1



version 2



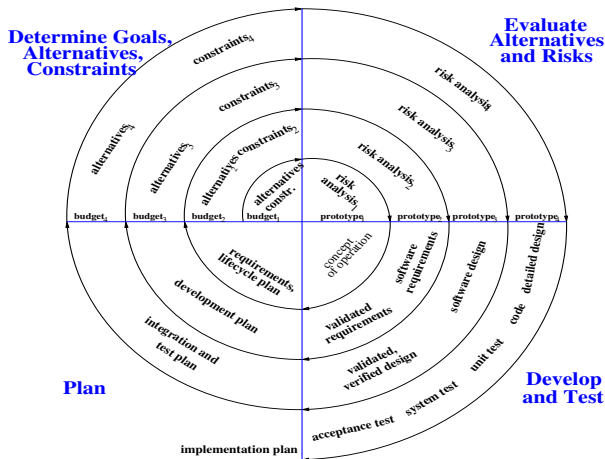
version 3



lessons learned

lessons learned

Spiral Model (Barry Boehm 1988)



Comments on Phased Models

- ▶ Incremental development
 - ▶ avoids 'big bang' implementation
 - ▶ but assumes all requirements known up-front
- ▶ Evolutionary development
 - ▶ allows for lessons from each version to be incorporated into the next
 - ▶ but: hard to plan for versions beyond the first;
lessons may be learned too late
- ▶ Spiral model
 - ▶ primarily targeted at very large projects
 - ▶ iterative model that incorporates prototyping and risk analysis
 - ▶ but: cannot cope with unforeseen changes
not clear how to analyze risk

Agile Development Techniques

Extreme Programming (XP, Kent Beck 1999)

- ▶ frequent releases
- ▶ short development cycles
- ▶ pair programming
- ▶ unit testing w tests developed before the code
- ▶ features specified by tests
- ▶ implement features when needed
- ▶ clear progress marks
- ▶ don't spend much time on design
- ▶ stakeholder involvement

Agile Development Techniques

Scrum (Hirotaka Takeuchi and Ikujiro Nonaka 1986)

- ▶ Flexible approach to development; incremental process
- ▶ Adaptability to changing requirements

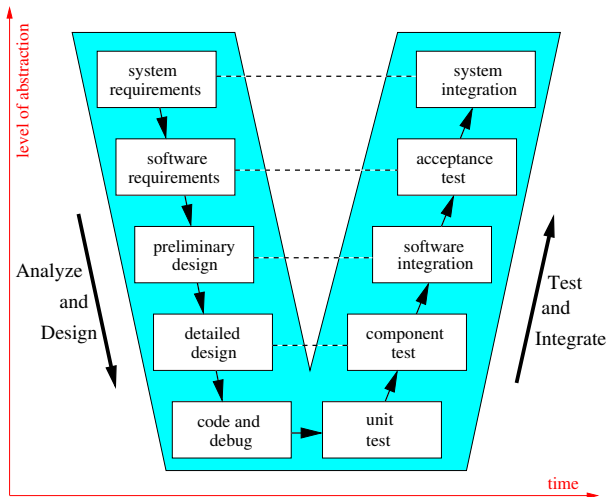
Roles Product owner, Scrum master, Team; Stakeholders, Managers

Sprint 2-4 weeks of intense development; goal: working increment that implements the sprint backlog; sprint backlog frozen during a sprint; self organization; burn down chart

Sprint Backlog requirements chosen for a sprint

Product Backlog as yet unimplemented requirements

V-Model *“Entwicklungsstandard für Systeme des Bundes”*



V-Model

- ▶ Builds on waterfall model
- ▶ Emphasizes validation connections between late phases and early phases
- ▶ Objectives
 - ▶ risk minimization
 - ▶ quality assurance
 - ▶ cost reduction
 - ▶ communication between stakeholders
- ▶ Current instance: V-Model XT

The Unified Software Process

Use-Case Driven

- ▶ Which user-visible processes are implemented by the system?
- ▶ Analysis, design, implementation, and testing driven by use-cases

Architecture centric

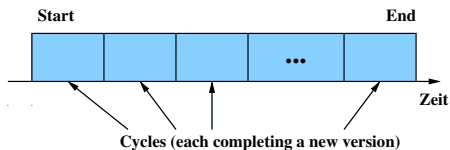
- ▶ Architecture developed in parallel to use cases (mutual dependency)

Iterative and Incremental

- ▶ eliminate risks first
- ▶ checkpoint after each iteration
- ▶ on failure of an iteration step, only current extension needs to be reconsidered
- ▶ small steps speed up project
- ▶ easy stepwise identification of the requirements

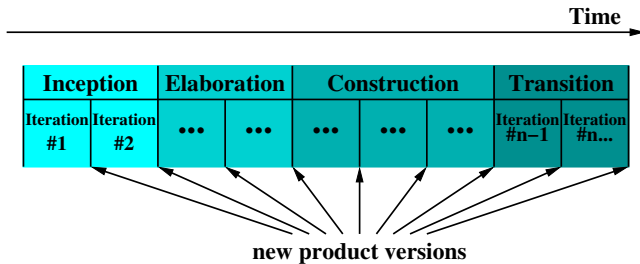
Structure of the Unified Software Process

- ▶ sequence of cycles
- ▶ after each cycle: product release with code, manuals, UML models, and test cases

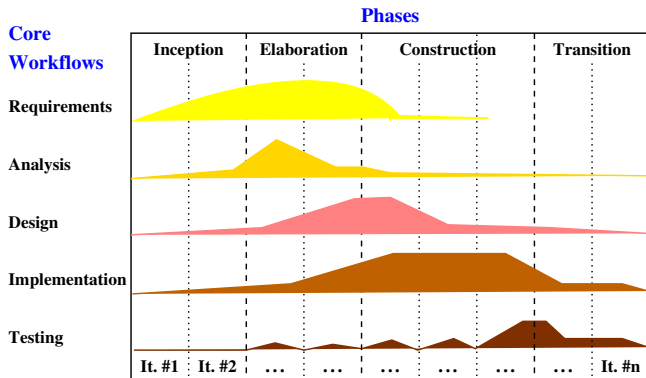


- ▶ cycle consists of 4 phases:
Inception, Elaboration, Construction, Transition
- ▶ each phase consists of iterations

Cycle



Main-Workflows and Phases



- ▶ each phase ends with a **mile stone**
- ▶ each phase processes all workflows (with varying intensity)

Inception Phase

- ▶ functionality of system from users' perspective
most important use cases (**stakeholder needs**)
- ▶ preliminary sketch of suitable architecture
- ▶ project plan and cost
- ▶ identify most important risks (with priorities)
- ▶ plan elaboration phase
- ▶ **GOAL:** rough vision of the product

Elaboration Phase

- ▶ specify (most) use cases in detail
- ▶ design architecture
- ▶ implement most important use cases
- ▶ result: initial architecture
- ▶ plan activities and resources for remaining project
- ▶ use cases and architecture stable?
- ▶ risk management?
- ▶ **GOAL:** prototype (proof-of-concept for architecture)

Construction Phase

- ▶ implement system
- ▶ high resource needs
- ▶ small architectural changes
- ▶ **GOAL:** system ready for customer (small errors acceptable)

Transition Phase

- ▶ deliver beta-version to customer
- ▶ address problems (immediately or in next release)
- ▶ train customer

Summary

- ▶ Software has unique problems with far-reaching consequences
- ▶ Creating software systems requires structured process models
- ▶ Classic process phases: waterfall model
- ▶ Further process models: prototyping, evolutionary, incremental, spiral, agile, V-model, unified SW process