

Software Engineering

Lecture 06: Design — an Overview

Peter Thiemann

University of Freiburg, Germany

SS 2013

The Design Phase

Programming in the large

GOAL:

transform results of analysis (requirements specification, product model) into a **software architecture**

Main Activities

- ▶ Decomposition into components
- ▶ Development of software architecture

Software Architecture

SW architecture $\hat{=}$ components, connectors, topology

- ▶ Component
 - ▶ Designated computational unit with specified interface
 - ▶ Examples: client, server, filter, layer, database
- ▶ Connector
 - ▶ Interaction point between components
 - ▶ Examples: procedure call, event broadcast, pipe
- ▶ Topology
 - ▶ Guidelines and restrictions on connecting components

Architectural Styles — Overview

Dataflow systems

Batch sequential, Pipes and filters

Call-and-return systems

Main program/subroutine, OO systems, Hierarchical layers

Independent components

Communicating processes, Event systems, Actors

Virtual machines

Interpreters, Rule-based systems

Data-centered systems (repositories)

Databases, Hypertext systems, Blackboards

(according to Shaw and Garlan, Software Architecture, Prentice Hall)

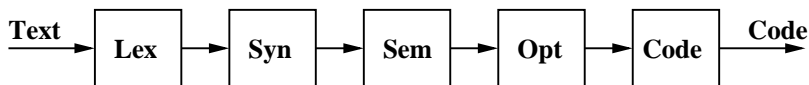
Classification of an Architectural Style

- ▶ design vocabulary—types of components and connectors
- ▶ allowable structural patterns
- ▶ underlying computational model (semantic model)
- ▶ essential invariants
- ▶ common examples of use
- ▶ advantages/disadvantages
- ▶ common specializations

Some Example Architectures

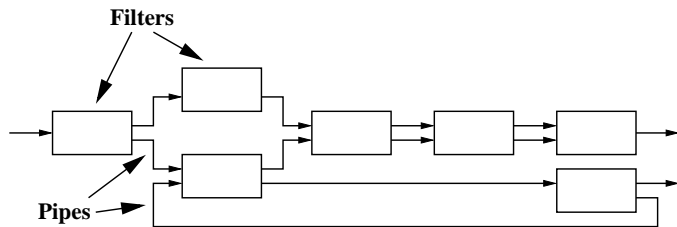
Architecture: Batch Sequential

- ▶ Separate, sequential passes
- ▶ Data passed linearly
- ▶ Each pass runs to completion before the next starts
- ▶ Example: traditional compiler architecture



Architecture: Pipes and Filters

- ▶ Data passes continually through the system
- ▶ Each component (**filter**) transforms input streams to output streams incrementally
- ▶ Buffered channels (**pipes**) connect inputs to outputs
- ▶ Filters are independent entities
- ▶ Common specializations: pipeline (linear sequence of filters), bounded pipes, typed pipes



Properties of Pipes and Filters

- + global understanding
- + reuse
- + easy to maintain and enhance
- + specialized analysis
- + potential for concurrent execution
- interactive applications
- correspondences between streams
- common format for data transmission

Architecture: Event-based, Implicit Invocation

- ▶ Also: *reactive integration* or *selective broadcast*
 - ▶ Each component may
 - ▶ announce events
 - ▶ register an interest in certain events, associated with a callback
 - ▶ When event occurs, the system invokes all registered callbacks
- ⇒ Announcer of event does not know which components are registered
- ▶ Order of callback invocation cannot be assumed
 - ▶ Applications: integration of tools, maintaining consistency constraints, incremental checking

Properties of Implicit Invocation

- + reuse
- + system evolution
- lack of control
- data passed through shared repository
- correctness?

Architecture: Layered Systems

- ▶ Hierarchy of system components, grouped in layers
- ▶ Inside of layer: arbitrary access between components
- ▶ Between layers
 - ▶ access restricted to lower layers: linear, strict, treeshaped
 - ▶ small interfaces
- ▶ **Advantages:** clarity, reusability, maintainability, testability
- ▶ **Disadvantages:** not always appropriate, loss of efficiency, no restrictions inside layers
- ▶ Examples: communication protocols (OSI), database systems, operating systems

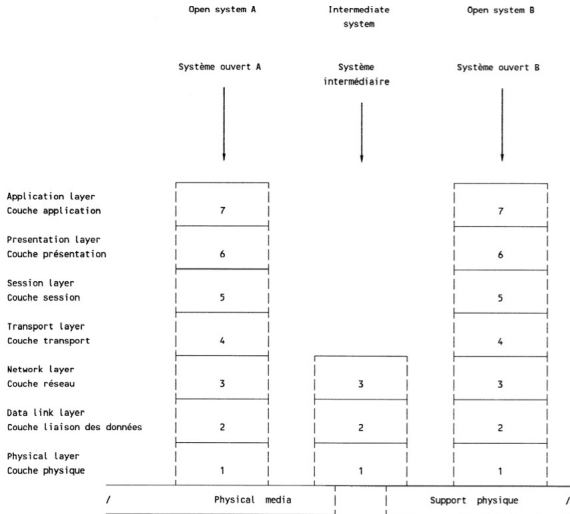
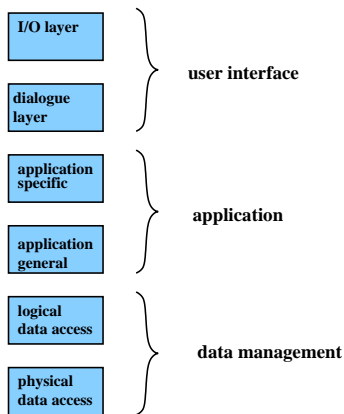


Figure 1

The seven-layer reference model
for open systems interconnection.

Typical Setup



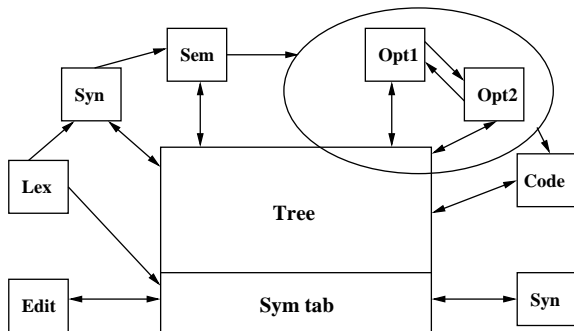
Example: Three-Tier Architecture



- ▶ Three kinds of subsystems
 - ▶ user interface
 - ▶ control — transaction management
 - ▶ database — account management
- ▶ Enables consistent look-and-feel
- ▶ Useful with single data repository
- ▶ Web architecture
 - ▶ each tier runs on different location
 - ▶ browser, web server, application server

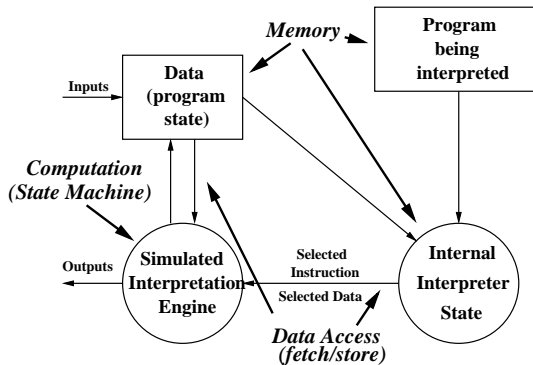
Architecture: Repository

- ▶ Central data structure (current state, blackboard)
- ▶ Independent components acting on it
- ▶ Example: architecture of modern compilers, theorem provers



Architecture: Interpreter

- ▶ Virtual machine in software
- ▶ Bytecode program + interpretation engine
- ▶ Examples: programming language, malware packers



Further Architectural Styles

- ▶ Distributed processes
 - ▶ topological features
 - ▶ interprocess protocols
 - ▶ client-server organization
- ▶ Main program/subroutine: mirroring the programming language
- ▶ Domain specific SW architectures
 - ▶ tailored to family of applications
 - ▶ structured, e.g., according to hardware requirements
 - ▶ Examples: avionics, vehicle management, ...
- ▶ State transition systems
- ▶ Combinations of architectural styles
 - ▶ hierarchically
 - ▶ mixture of connectors

Developing a Software Architecture

Developing a Software Architecture

The choice of a software architecture is a far reaching decision that can influence the effort required to change the system later on.

- ▶ Criteria for decomposition
- ▶ A case study (David Lorge Parnas)

Criteria for Decomposition

Composing a Component

- ▶ Major processing activity: business rules, user interface, database access, system dependencies
- ▶ Consistent abstraction
- ▶ Information hiding: encapsulate a design decision or hide complexity e.g., input format, data layout, choice of algorithm, computed data vs. stored data, . . .
- ▶ Anticipate change
- ▶ Maximize cohesion: all elements of a component should contribute to accomplish a single functionality
- ▶ Minimize coupling: component only gains access to data essential for accomplishing its functionality

Cohesion

Qualitative measure of dependency of items within a single component

Kinds of cohesion

- ▶ Coincidental Cohesion: (Worst) Component performs multiple unrelated actions
- ▶ Logical Cohesion: Elements perform similar activities as selected from outside component
- ▶ Temporal Cohesion: Elements are related in time (e.g. `initialization()` or `FatalErrorShutdown()`)
- ▶ Procedural Cohesion: Elements involved in different but sequential activities
- ▶ Communicational Cohesion: Elements involved in different activities based on same input info
- ▶ Sequential Cohesion: output from one function is input to next (pipeline)
- ▶ Informational Cohesion: independent actions on same data structure
- ▶ Functional Cohesion: all elements contribute to a single, well-defined task

Coupling

Qualitative measure of interdependence of a collection of components

Kinds of coupling

- ▶ Content Coupling: (worst) component directly references data in another
- ▶ Control Coupling: two components communicating with a control flag
- ▶ Common Coupling: two components communicating via global data
- ▶ Stamp Coupling: Communicating via a data structure passed as a parameter. The data structure holds more information than the recipient needs.
- ▶ Data Coupling: (best) Communicating via parameter passing. The parameters passed are only those that the recipient needs.
- ▶ No coupling: independent components.

Case Study

Example: Key Word in Context [KWIC]

The KWIC index system accepts an ordered set of lines, each line is an ordered set of words, and each word is an ordered set of characters. Any line may be “circularly shifted” by repeatedly removing the first word and appending it at the end of the line. The KWIC index system outputs a listing of all circular shifts of all lines in alphabetical order.

David L. Parnas.

On the criteria to be used in decomposing systems into modules.
Communications of the ACM, 15(12):1053-1058, December 1972

- ▶ Classical problem with practical applications
- ▶ Four different designs
- ▶ Assessment

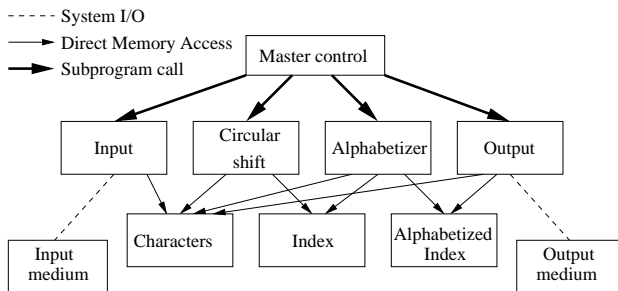
Guidelines for Assessment

Is the architecture amenable to ...

- ▶ Changes in processing algorithm
Example: line shifting
- ▶ Changes in data representation
- ▶ Enhancement to system function
Example: noise words, interactive
- ▶ Reuse
- ▶ Good performance

Solution 1: Main program/subroutine with shared data

- ▶ Four basic functions: input, shift, alphabetize, and output
- ▶ Subroutines coordinated by main program
- ▶ Shared storage with unconstrained access (why does this work?)

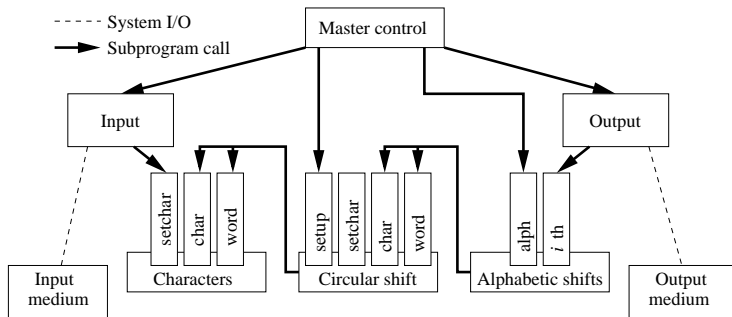


Solution 1: Assessment

- + efficient data representation
 - + distinct computational aspects are isolated in different modules
- but serious drawbacks in terms of its ability to handle changes
- change in data storage format will affect almost all of the modules
 - similarly: changes in algorithm and enhancements to system function
 - reuse is not well-supported because each module of the system is tied tightly to this particular application

Solution 2: Abstract data types

- ▶ decomposition into five modules
- ▶ data no longer shared
- ▶ access through procedural interfaces



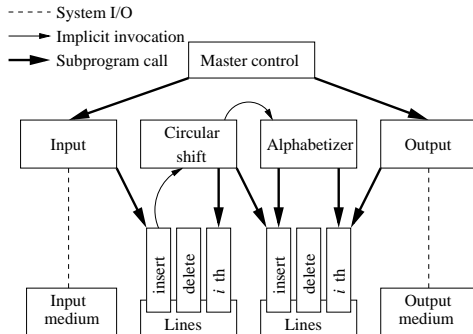
Solution 2: Assessment

Same processing modules as the first solution, but better amenable to change.

- + algorithms and data representations can be changed in individual modules without affecting others
- + reuse is better supported because modules make fewer assumptions about the others with which they interact
- not well suited to enhancements: to add new functionality
 - ▶ modify the existing modules—compromising their simplicity and integrity—or
 - ▶ add new modules that lead to performance penalties.

Solution 3: Implicit Invocation

- ▶ component integration based on shared data
- ▶ but abstract access to data
- ▶ operations invoked implicitly as data is modified

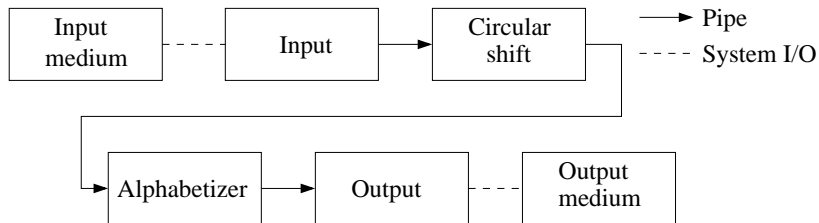


Solution 3: Assessment

- + functional enhancements easy: register additional modules
- + computations insulated from changes in data representation
- + supports reuse since modules only rely on externally triggered events
- processing order difficult to control
- requires more space than previous decompositions

Solution 4: Pipes and Filters

- ▶ four filters: input, shift, alphabetize, output
- ▶ distributed control
- ▶ data sharing limited to pipes



Solution 4: Assessment

- + intuitive flow of processing
- + supports reuse: each filter usable in isolation
- + supports enhancements: new filters are easily incorporated
- + amenable to modification: each filter is independent of the others
- hard to support an interactive system
- potentially inefficient use of space
- overhead for parsing and unparsing data

Summary

	Shared Data	Abstract Data Type	Implicit Invocation	Pipes and Filters
Change in Algorithm	-	-	+	+
Change in Data Rep	-	+	-	-
Change in Function	+	-	+	+
Performance	+	o	-	-
Reuse	-	+	+	+