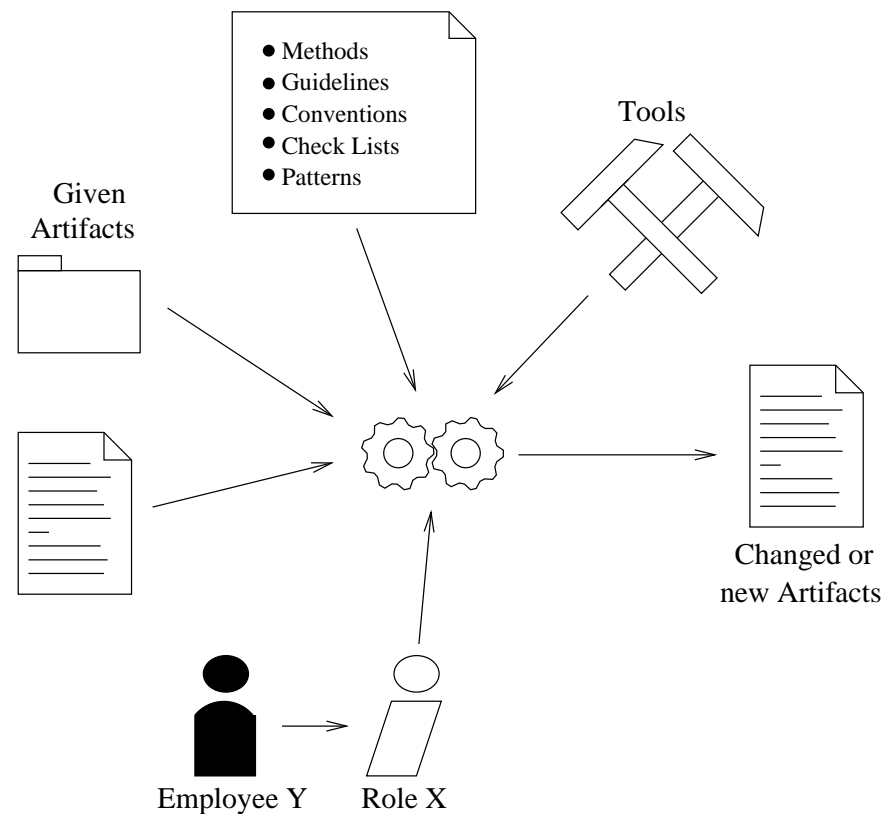


Software Engineering

Process Models

2 Process Models

- process model: structured network of activities and artifacts
- an activity transforms artifacts



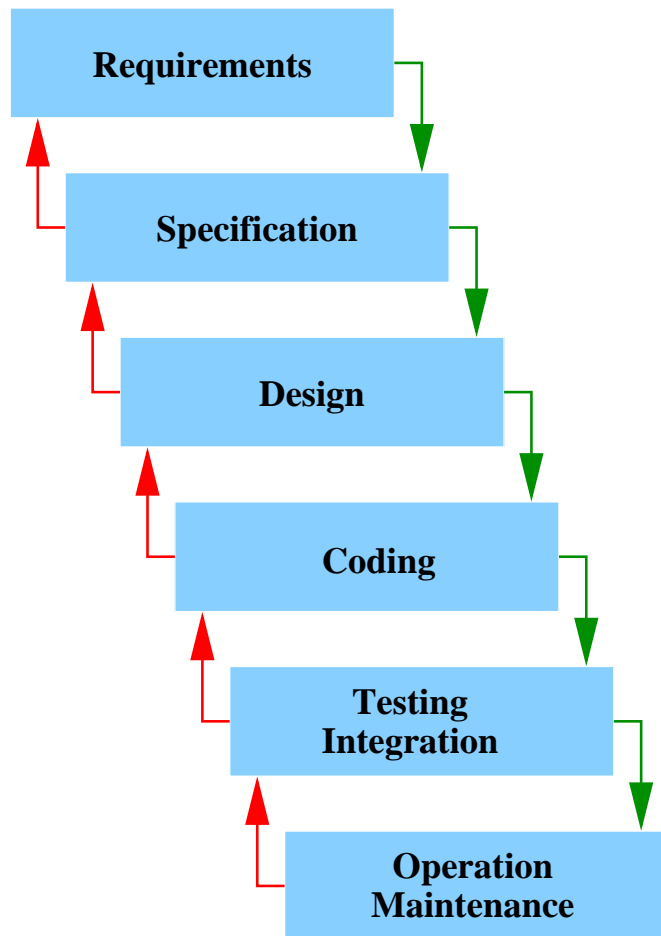
Phases

- Phases provide structure of process model
- Description of a phase
 - goals
 - activities
 - roles
 - required/new artifacts
 - patterns, guidelines, and conventions

Desiderata for Process Models

- the fewer phases, artifacts, roles, the better
- artifacts should cover standard case
- tool support
- quality assurance for each artifact
- traceability

2.1 The Classic: Waterfall Model



- early error correction is cheaper (e.g. after analysis phase 100 times cheaper than after deployment)
- hence, after every phase: check of previous phases
- potentially return to previous phase
- phases may overlap
- Royce 1970

2.1.1 Requirements Analysis

tractability

cost analysis

result:

decision on continuation of project

documents: (*artifacts*)

- **requirement specification** (Lastenheft)
- **cost estimation**
- **project plan**

2.1.2 Definition / Specification

starting point:

vague, incomplete, inconsistent requirements

result:

complete, consistent, unequivocal, accomplishable requirements

documents:

- **system specification** (Pflichtenheft)
- **product model** (e.g. OOA)
- **GUI model**
- **user manual**

- only **external behavior** of system
- **analysis of requirements**
- results in **system specification**
 - fixes the scope of the product
 - serves as basis for **contract** between customer and contractor
 - basis for **final acceptance**
 - contains
 - * functionality
 - * user interface
 - * interfaces to other systems
 - * performance (response time, space usage)
 - * required hard and software
 - * guidelines for documentation
 - * time scheduling

2.1.3 Design

starting point: system specification / product model

- decomposition in components / subsystems
- fixes external behavior / interfaces of each component

result: **software architecture** (with specification of components)

2.1.4 Implementation and Testing

- translation of component specification to programming language
- compilation to machine language
- module testing

result: programmed system and testing protocols

2.1.5 Integration, system test, and deployment

- integration:
 - stepwise addition of single components
 - tested with data fixed in advance
(functional requirements only)
- system test:
 - check of entire system (incl. hardware)
 - check of non-functional requirements
(performance, GUI)
- deployment:
 - transfer of software system in its working environment

result: deployed product, protocol of final acceptance

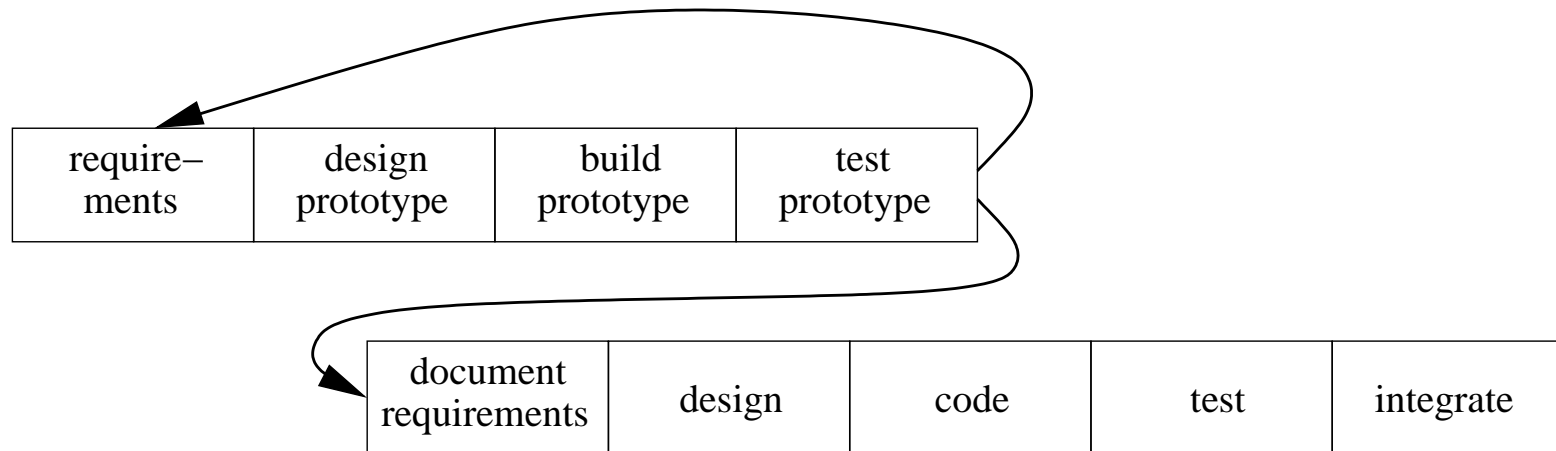
2.1.6 Maintenance

- bug fixes
- changes due to changes in requirements (incl. extensions)

result: maintained product

2.2 Prototyping Model

Lifecycle



Prototyping - Overview

Advantages:

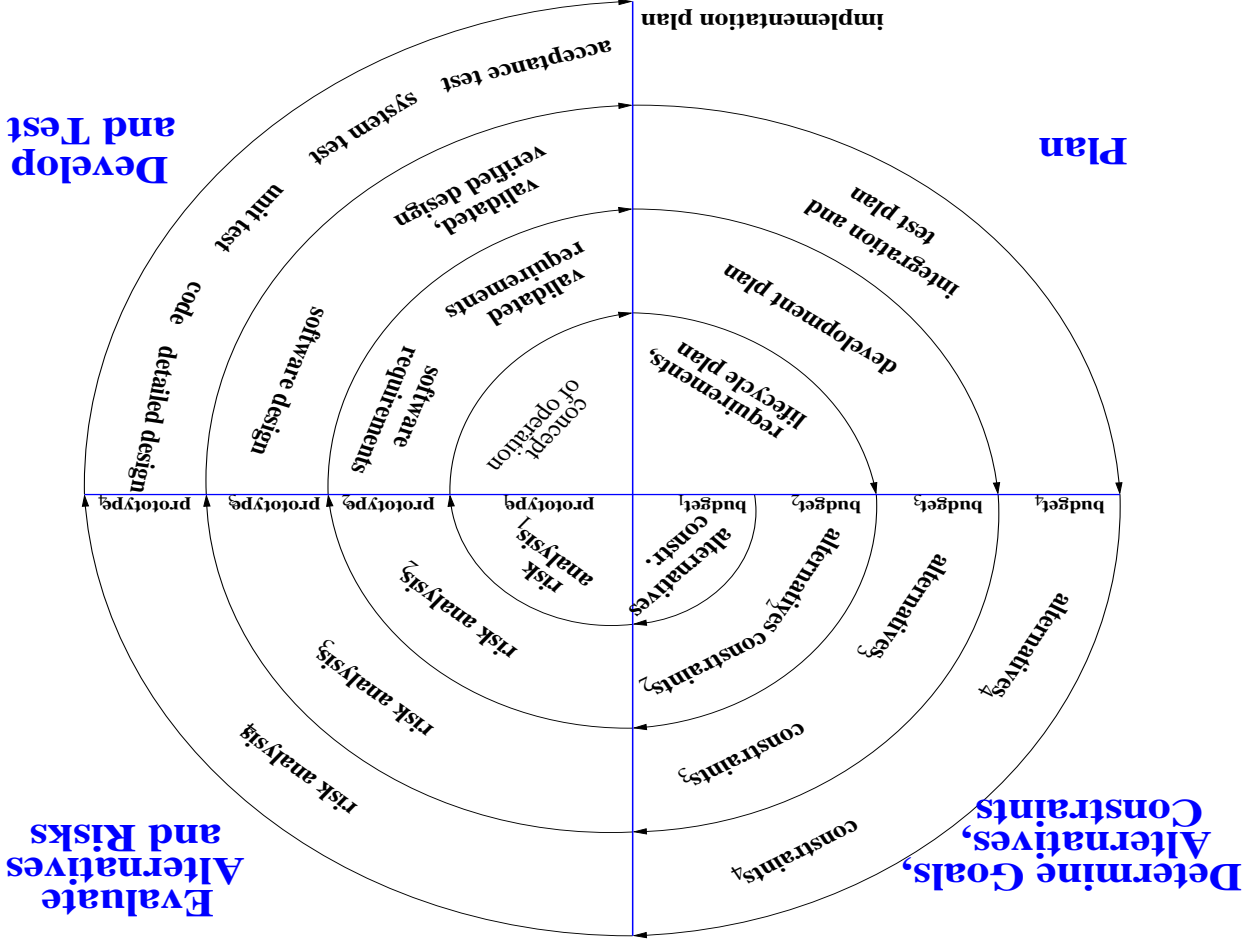
- understanding the requirements for the user interface
- improves understanding between developer and client
- early testing of feasibility, usefulness, performance, etc.

Problems:

- users treat the prototype as the solution
- prototype is only a partial specification
- significant user involvement

2.3 Phased Models

2.3.1 Spiral Model



2.3.2 Evolutionary / Incremental Development

Evolutionary Development

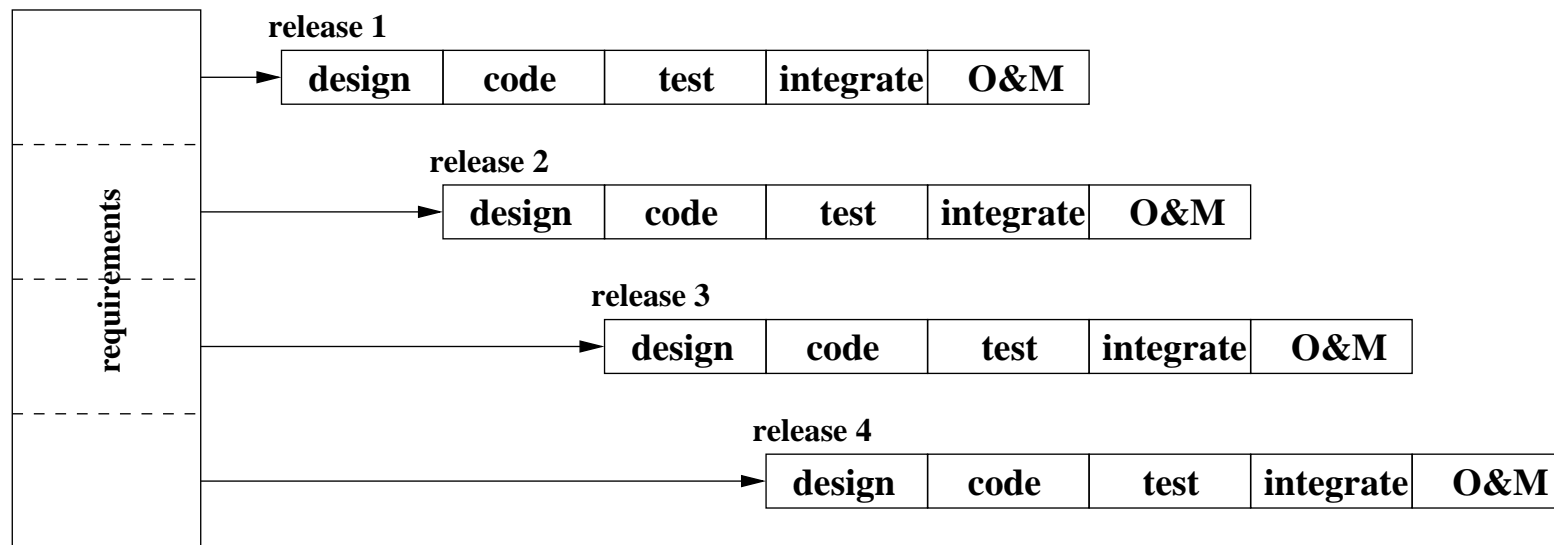
1. model **core requirements**
2. design and implement
3. deploy
4. feedback from customer
5. revise/extend requirements
6. revise/extend design
7. revise/extend implementation
8. iterate from 3 until all requirements met

Incremental Development

1. model **all requirements**
2. design and implement **only core requirements**
3. deploy
4. feedback from customer
5. revise requirements
6. design further requirements
7. implement further requirements
8. iterate from 3 until all requirements met

2.3.3 Incremental Development

(each iteration adds more functionality)



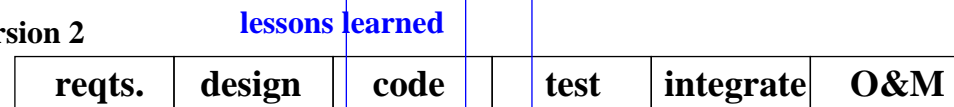
2.3.4 Evolutionary Development

(each iteration incorporates new requirements)

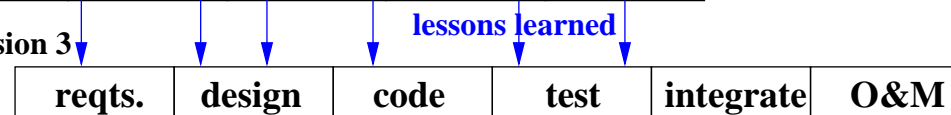
version 1



version 2



version 3



lessons learned

lessons learned

2.3.5 Comments on Phased Models

- Incremental development
 - avoids 'big bang' implementation
 - but assumes all requirements known up-front
- Evolutionary development
 - allows for lessons from each version to be incorporated into the next
 - but: hard to plan for versions beyond the first;
lessons may be learned too late
- Spiral model
 - incorporates prototyping and risk analysis
 - but: cannot cope with unforeseen changes
not clear how to analyze risk

2.4 Agile Development Techniques

2.4.1 Extreme Programming (XP)

- Kent Beck 1999
- frequent releases
- short development cycles
- pair programming
- unit testing w tests develop before the code
- features specified by tests
- implement features when needed
- clear progress marks
- don't spend much time on design

2.4.2 Scrum

- Flexible approach to development; incremental process
- Adaptability to changing requirements
- 1986, Hirotaka Takeuchi and Ikujiro Nonaka

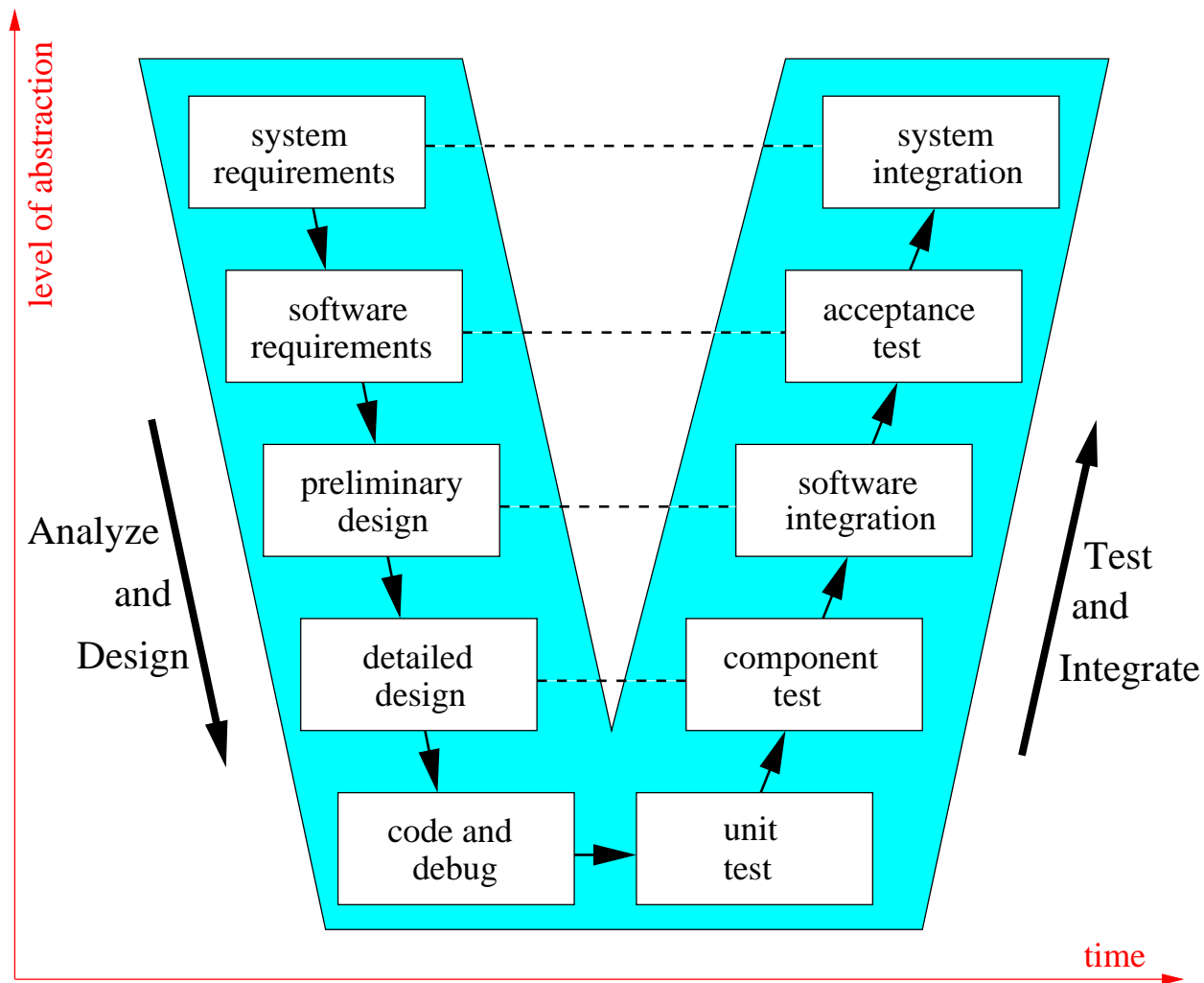
Product Backlog as yet unimplemented requirements

Sprint Backlog requirements chosen for a sprint

Sprint 2-4 weeks of intense development; goal: working increment that implements the sprint backlog; sprint backlog frozen during a sprint; self organization; burn down chart

Roles Product owner, Scrum master, Team; Stakeholders, Managers

2.5 V-Model “Entwicklungsstandard für Systeme des Bundes”



2.6 The Unified Software Process

Use-Case Driven

- Which user-visible processes are implemented by the system?
- Analysis, design, implementation, and testing driven by use-cases

Architecture centric

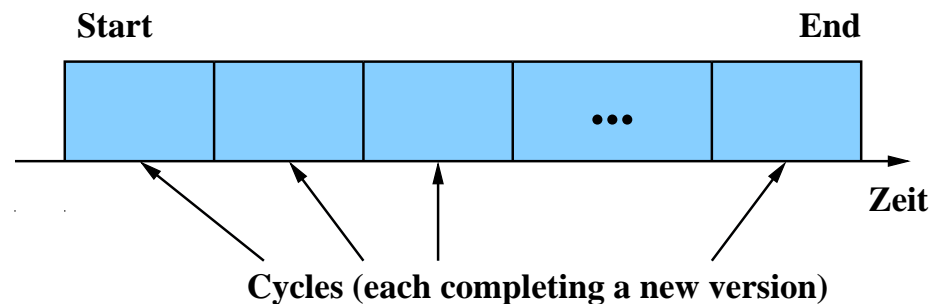
- Architecture developed in parallel to use cases (mutual dependency)

Iterative and Incremental

- eliminate risks first
- checkpoint after each iteration
- on failure of an iteration step, only current extension needs to be reconsidered
- small steps speed up project
- easy stepwise identification of the requirements

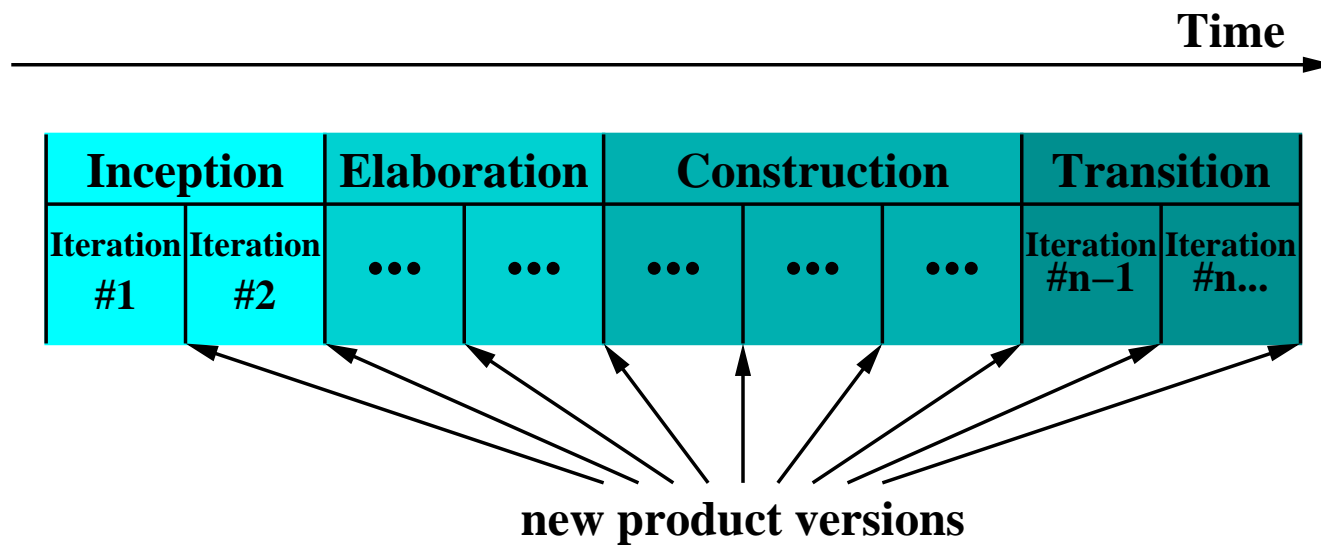
2.6.1 Structure of the Unified Software Process

- sequence of cycles
- after each cycle: product release with code, manuals, UML models, and test cases

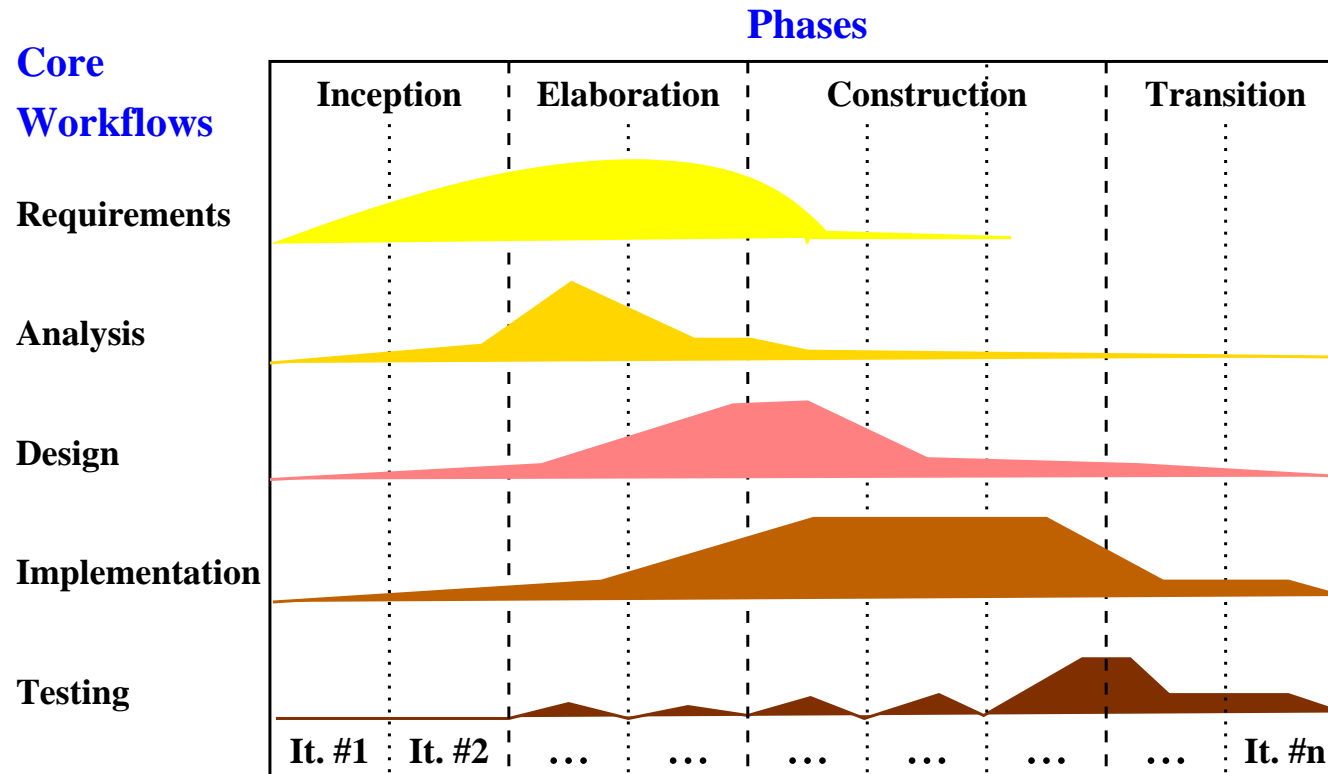


- cycle consists of 4 phases:
Inception, Elaboration, Construction, Transition
- each phase consists of iterations

Cycle



Main-Workflows and Phases



- each phase ends with a **mile stone**
- each phase processes all workflows (with varying intensity)

2.6.2 Inception Phase

- **GOAL:** rough vision of the product
- functionality of system from users' perspective
most important use cases (stakeholder needs)
- preliminary sketch of suitable architecture
- project plan and cost
- identify most important risks (with priorities)
- plan elaboration phase

2.6.3 Elaboration Phase

- specify (most) use cases in detail
- design architecture
- prototype (proof-of-concept for architecture)
- implement most important use cases
- result: initial architecture
- plan activities and resources for remaining project
- use cases and architecture stable?
- risk management?

2.6.4 Construction Phase

- implement system
- high resource needs
- small architectural changes
- **GOAL:** system ready for customer (small errors acceptable)

2.6.5 Transition Phase

- deliver beta-version to customer
- address problems (immediately or in next release)
- train customer
- hotline

2.7 Summary

- software has unique problems with far-reaching consequences
- creating software systems requires structured process models
- classic process phases: waterfall model
- further process models: prototyping, evolutionary, incrementally, spiral, V-model, uniform